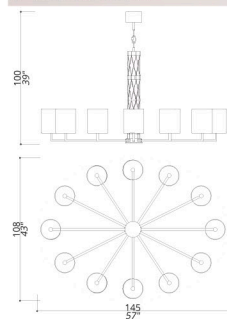


# FLAIRE



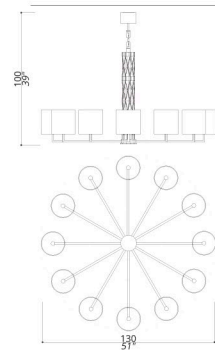
411-BB-22

CHANDELIER

OVAL SHAPED; CENTRAL STRUCTURE COMPOSITION OF SOLID BRASS ELEMENTS. 50 CENTIMETRES OF CHAIN INCLUDED.

STRUCTURE IN F\_13 (BURNISHED BRASS FINISH); CONNECTION BOX AND DETAILS IN F\_10 (NATURAL BRASS).

12 LIGHTS  
TYPE E14



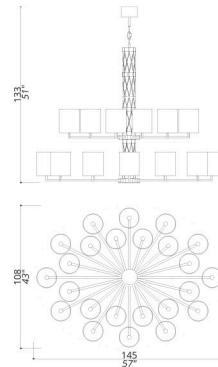
413-BB-22

CHANDELIER

ROUND SHAPED; CENTRAL STRUCTURE COMPOSITION OF SOLID BRASS ELEMENTS. 50 CENTIMETRES OF CHAIN INCLUDED.

STRUCTURE IN F\_13 (BURNISHED BRASS FINISH); CONNECTION BOX AND DETAILS IN F\_10 (NATURAL BRASS).

12 LIGHTS  
TYPE E14



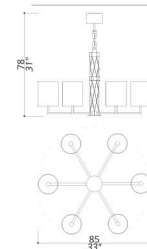
414-BB-24

DOUBLE  
CHANDELIER

TWO LAYERS, OVAL SHAPED; CENTRAL STRUCTURE COMPOSITION OF SOLID BRASS ELEMENTS. 50 CENTIMETRES OF CHAIN INCLUDED.

STRUCTURE IN F\_13 (BURNISHED BRASS FINISH); CONNECTION BOX AND DETAILS IN F\_10 (NATURAL BRASS).

24 LIGHTS  
TYPE E14



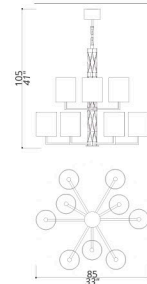
415-BB-22

CHANDELIER

ROUND SHAPED; CENTRAL STRUCTURE COMPOSITION OF SOLID BRASS ELEMENTS. 50 CENTIMETRES OF CHAIN INCLUDED.

STRUCTURE IN F\_13 (BURNISHED BRASS FINISH); CONNECTION BOX AND DETAILS IN F\_10 (NATURAL BRASS).

6 LIGHTS  
TYPE E14



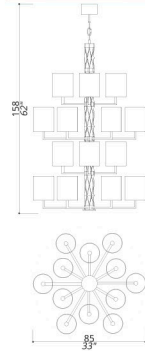
416-BB-22

CHANDELIER

ROUND SHAPED; CENTRAL STRUCTURE COMPOSITION OF SOLID BRASS ELEMENTS. 50 CENTIMETRES OF CHAIN INCLUDED.

STRUCTURE IN F\_13 (BURNISHED BRASS FINISH); CONNECTION BOX AND DETAILS IN F\_10 (NATURAL BRASS).

9 LIGHTS  
TYPE E14



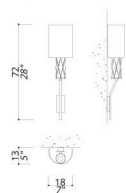
418-BB-22

MODULAR  
CHANDELIER

ROUND SHAPED; CENTRAL STRUCTURE  
COMPOSITION OF SOLID BRASS ELEMENTS.  
50 CENTIMETRES OF CHAIN INCLUDED.

STRUCTURE IN F\_13 (BURNISHED BRASS  
FINISH); CONNECTION BOX AND DETAILS IN  
F\_10 (NATURAL BRASS).

18 LIGHTS  
TYPE E14

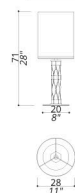


421-BB-22

WALL LAMP

STRUCTURE IN F\_13 (BURNISHED BRASS  
FINISH); CONNECTION BOX AND DETAILS IN  
F\_10 (NATURAL BRASS).

1 LIGHT  
TYPE E14



431-BB-22

TABLE LAMP

STRUCTURE AND BASE IN F\_13 (BURNISHED  
BRASS FINISH); DETAILS IN F\_10 (NATURAL  
BRASS). METAL BASE.

1 LIGHT  
TYPE E27

431-NN-22

TABLE LAMP

STRUCTURE AND BASE IN F\_33 (SATIN  
NICKEL FINISH); DETAILS IN F\_31 (POLISHED  
NICKEL FINISH). METAL BASE.

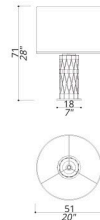
1 LIGHT  
TYPE E27

431-RK-25

TABLE LAMP

STRUCTURE AND BASE IN L\_56 (BLACK  
MATTE FINISH); DETAILS IN F\_21 (POLISHED  
COPPER FINISH). METAL BASE.

1 LIGHT  
TYPE E27



432-BB-22

TABLE LAMP

STRUCTURE AND BASE IN F\_13 (BURNISHED  
BRASS FINISH); DETAILS IN F\_10 (NATURAL  
BRASS). METAL BASE.

1 LIGHT  
TYPE E27

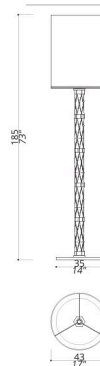


441-RK-25

FLOOR LAMP

STRUCTURE IN L\_56 (BLACK MATTE FINISH);  
DETAILS IN F\_21 (POLISHED COPPER  
FINISH). MARQUINIA MARBLE BASE.

2 LIGHTS  
TYPE E14



442-BB-22

FLOOR LAMP

STRUCTURE IN F\_13 (BURNISHED BRASS  
FINISH); DETAILS IN F\_10 (NATURAL BRASS).  
PORTORO MARBLE BASE.

1 LIGHT  
TYPE E27